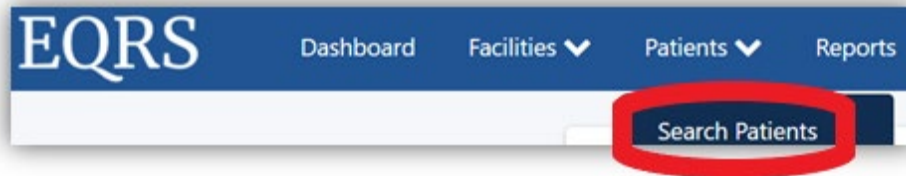


Vocational Rehabilitation Entry in EQRS

Vocational Rehabilitation data is to be entered in EQRS every calendar year for all permanent ESRD patients aged 18 through 64, who received dialysis treatments at the facility.

How to enter Vocational Rehabilitation data in EQRS:

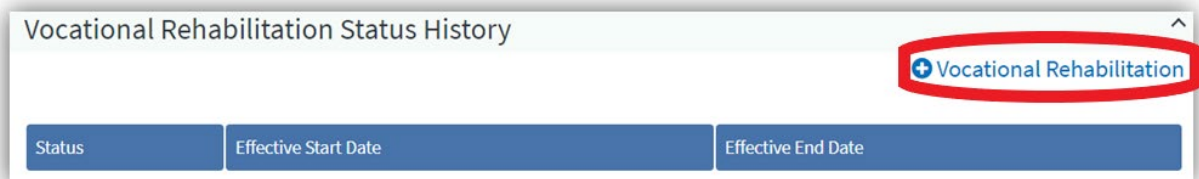
1. In EQRS, click on the “Patients” drop down arrow and then click on “Search Patients”.



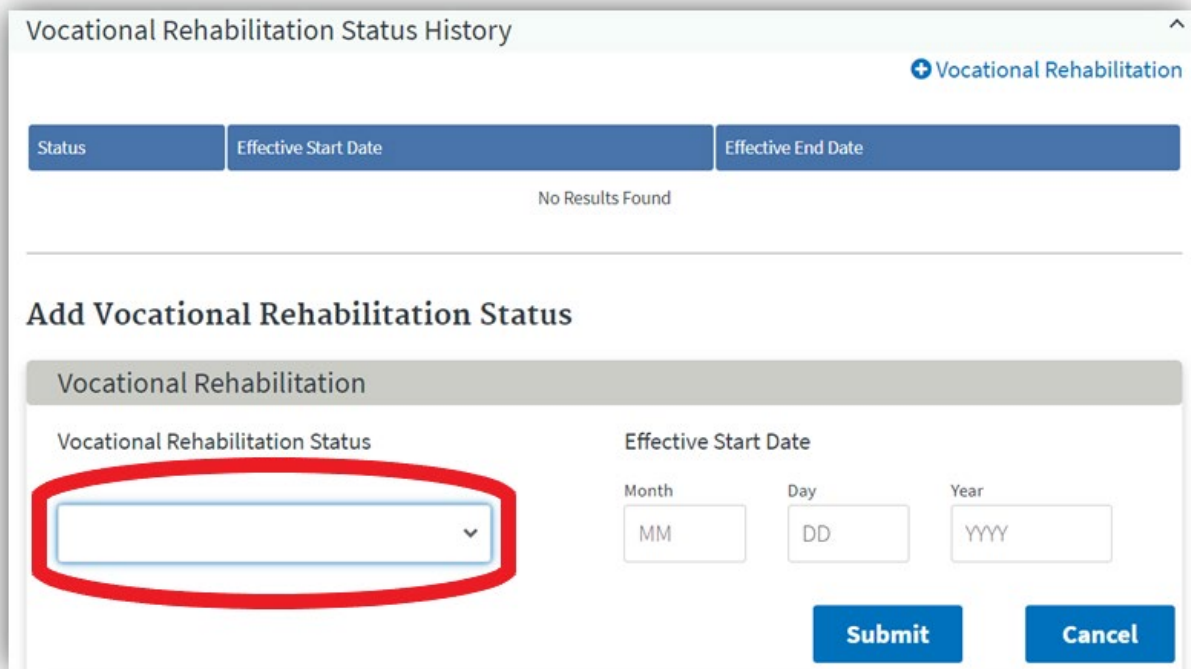
2. Type in the patient’s identifiers, click on “Submit”, then click on their EQRS Patient ID #.
3. Once the patient record is open, click on “Patient History”.



4. Scroll down to the Vocational Rehabilitation Status History section and click on “+ Vocational Rehabilitation” to manually add a status.



5. Lastly, choose the appropriate selection from the Vocational Rehabilitation Status drop down box, enter the date of the vocational rehabilitation assessment for that year, and then click “Submit”.



Vocational Rehabilitation Status History

+ Vocational Rehabilitation

Status	Effective Start Date	Effective End Date
No Results Found		

Add Vocational Rehabilitation Status

Vocational Rehabilitation

Vocational Rehabilitation Status

Effective Start Date

Month Day Year

MM DD YYYY

Submit Cancel

**Please contact Midwest Kidney Network with any questions at
(651) 644-9877.**